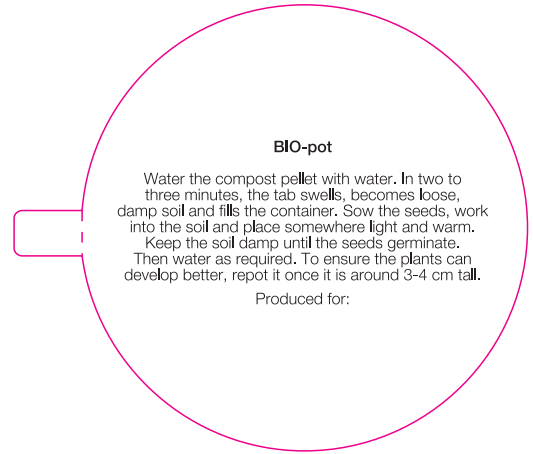
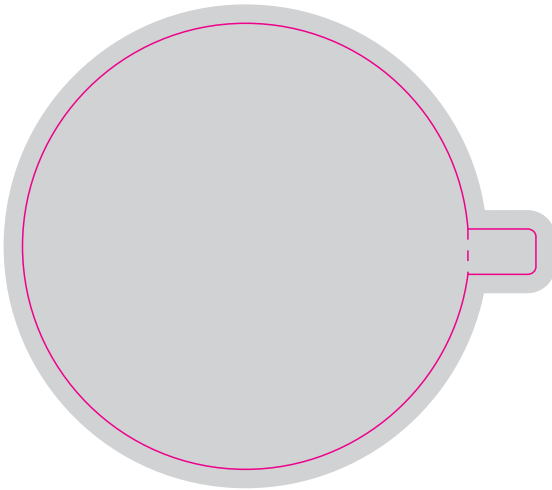


front side

back side




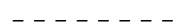
**BIO-pot**

Water the compost pellet with water. In two to three minutes, the tab swells, becomes loose, damp soil and fills the container. Sow the seeds, work into the soil and place somewhere light and warm. Keep the soil damp until the seeds germinate. Then water as required. To ensure the plants can develop better, repot it once it is around 3-4 cm tall.

Produced for:

 full surface  
Please provide 3mm bleed!

 Cut

 Notch